

Main Koala Trees in Redlands

1. ***Eucalyptus tereticornis*** (Queensland Blue Gum) Grows along coastal alluvial plain. Will tolerate moist soils. Thorneside, Birkdale, Wellington Point, Ormiston, Cleveland South. (Grows to 30 metres)
2. ***Eucalyptus microcorys*** (Tallowwood) Likes well drained sites. Often found with Scribbly Gums. Birkdale South, Capalaba, Sheldon, Thornlands, Alexandra Hills, West Ormiston. (Grows to 30 metres).
3. ***Eucalyptus robusta*** (Swamp Mahogany) Will grow on most sites – ideal for damp sites. Cleveland, Thornlands. (Grows to 25 metres).
4. ***Eucalyptus racemosa*** (Scribbly Gum) Same areas as Tallowwood. Tolerates poorly drained sandy soils. Found widely throughout the Redlands. (Grows to 20 metres).
5. ***Eucalyptus seeana*** (Narrow Leafed Red Gum) Birkdale through to Mt Cotton, usually on poorly drained sandy soil. (Grows to 15 metres).
6. ***Eucalyptus resinifera*** (Red Stringybark) Related to Blue Gum – Alexandra Hills through to Mt Cotton. Likes hillsides. (Grows to 30 metres).

Other Trees

1. ***Eucalyptus propinqua / major*** (Grey Gum) Stony and shallow soils on wet hillsides. (Grows to 30 metres)
2. ***Eucalyptus moluccana*** (Gum Topped Box) On heavy soils subject to flooding. (Grows to 20 metres)
3. ***Eucalyptus nicholii*** (Willow Peppermint) Not native to this area but worth growing in very small yards. (Grows to 7 metres)

KAG Nursery

3207 1088

For tree purchases contact the Koala Action Group nursery at Main Road, Wellington Pt.



Drive slower at night

Remind drivers to slow down at night for koalas especially where lighting is poor. On dual lanes where vegetation is along the median strip (e.g. Finucane Road) it is better to travel in the left lane.

Keep this brochure in the glove box of your car and report any sick or injured koalas to the 24hour koala ambulance on 3299 1032.

Join KAG!

Help support the work of your local Koala Action Group in Redlands and receive a regular newsletter by sending details to -

Koala Action Group Inc.

PO Box 660

Capalaba QLD 4157

Phone/fax 3823 5575

ABN 85 618 891 610

KAG 01 2008

☒ Illustrations by Nicole Chisholm Ph: 0411 616 077

Koala Action Group Inc.



www.koalagroup.asn.au

Koalas
.....
in
your
yard

Urban koalas need our help . . .

Koalas are arboreal (tree living) marsupials and often move about across tree canopies in undisturbed bushland habitats.

When development occurs, habitats become fragmented and koalas must cross through residential properties to reach remaining food trees.

While crossing open ground koalas are vulnerable to dogs and traffic and without our help they can not survive.

What can we do?

Plant more trees

Koalas cannot be restricted to isolated bushland reserves and therefore it is essential for them to move to other areas in relative safety.

Footpaths in residential areas where the speed zone is 60km or less can make excellent wildlife corridors. Ask for koala food trees when given a choice for footpath planting. It is important to plant the correct species for your area.


Even small yards can be suitable for planting koala food trees provided the trees are kept pruned to a manageable height. A detailed list of koala food trees in Redlands is on the back page of this brochure.




**Slow
down
at
night**

Make fences koala friendly


Koalas can become disorientated when encountering new fences in their territory, especially if the fences are constructed from materials that they cannot grip, such as brick or metal.



If you already have this type of fence, planting trees either side to form a bridge is one way to make it more koala friendly.



Existing trees can be incorporated into new fences. A variation of this would be to simply place wooden poles against the fence. (See front cover).



Keep yards dog free at night

Koalas in urban areas need access to as many food trees as possible. Even if there are no trees in your yard, koalas may still cross through to reach other trees nearby. If you care about koalas it is essential to keep your yard dog free at night.

An easy way to contain a dog is to attach a gate to a patio enclosure. Alternatively, attach a chain to the dog's kennel and make sure your dog is secured every night. Small dogs don't normally pose a threat to koalas and make excellent house dogs.

Leave escape mechanisms in swimming pools

Several koalas drown each year while attempting to drink water from pools. Although good swimmers, koalas are unable to grip slippery pool surfaces if they fall in.

A board placed across the corner of your pool, preferably at the shallow end will provide a means of escape. A heavy-duty rope suspended into the pool is another option.



Always keep a fresh supply of water in a container at the base of a favorite food tree. (About 30cm above ground level will discourage toads).